



# GENERAL CATALOGUE

ROOF TILES AND SUSTAINABLE  
CONSTRUCTION SOLUTIONS




# Content

|   |                               |    |
|---|-------------------------------|----|
|  | CERAMIC TRADITION             | 4  |
|   | COMMITMENT TO THE ENVIRONMENT | 8  |
|   | LA ESCANDELLA WORLDWIDE       | 12 |
|   | INTEGRATED PV SOLUTIONS       | 14 |

|   |                          |    |
|---|--------------------------|----|
|  | MEDITERRANEAN ROOF TILES | 54 |
|   | Curved                   | 56 |
|   | Glazed Curved            | 62 |
|   | Mixed                    | 64 |
|   | Flat                     | 70 |
|   | Accessories              | 76 |
|   |                          |    |



|  |                               |    |
|--|-------------------------------|----|
|  | <b>H-SELECTION ROOF TILES</b> | 16 |
|  | Innova                        | 18 |
|  | Planum                        | 24 |
|  | Selectum                      | 30 |
|  | Vienna                        | 36 |
|  | Visum3                        | 42 |
|  | Accessories                   | 48 |
|  | Glazed and Special Colors     | 50 |

|   |  |    |
|---|--|----|
|  | <b>ROOF ACCESSORIES FOR VENTILATED ROOFS</b> | 80 |
|   | <b>MORE CERAMIC PRODUCTS</b>                 | 84 |
|   | <b>VERTICALROOF</b>                          | 88 |

# Ceramic Tradition



For many centuries, ancient civilizations have settled in the lands surrounding the Mediterranean Sea, creating solidly-built houses in harmony with their surroundings. With careful finishings, and crowned with beautiful and resistant tiled roofs, these formed sheltered, warm and enchanting homes.

**La Escandella** born into this tradition, was founded more than 40 years ago when Noé and Juan Román Brotons started the first factory of clay paving stones.

Today **Cerámica La Escandella** produces the largest portfolio of high-quality, proven and tested, roof tiles on the market.

**Tradition and avant-garde  
in search of a common goal:  
PERFECTION**





“

## LA ESCANDELLA

These values are embodied in its production plant for clay roof tiles – one of the largest in the world. Its carefully designed roof tiles blend into any geographic location, bringing their own touch of distinction, elegance, aesthetic harmony and beauty.

The culmination of this effort and an obsession for perfection at **La Escandella** have helped us develop a system through the use of H supports and a high-temperature cooking process of individual pieces that manage to eliminate the creases and contact points of the flattest tiles, achieving a finer texture and perfect finishes. The H-Selection line was born this way.





## CONTINUOUS GROWTH

In its effort to improve, **La Escandella** has achieved an astonishing growth rate, making its projects praised and recognized internationally. Its success is based on effort and innovation, which has positioned the company as one of the leading business groups in R&D&I of the sector.

Over the last ten years, **La Escandella** has consolidated its position as market leader in Spain and one of the main manufacturers in the European arena, on the strength of R&D&I investments and new product developments that reflect the requirements, habitat and architectural style of each market it is present in.

At **La Escandella** the future is made today.

## PRODUCTION CAPACITY, TECHNOLOGY AND INNOVATION

Located next to the Mediterranean Sea, **La Escandella's** plant offers the largest on-site production capacity worldwide. Our 60.000 m<sup>2</sup> manufacturing facility ensures that the company can react immediately to any need, anywhere in the world.

**La Escandella** has made a point of always incorporating the latest technological innovations into its chain of production. Its installations are the most advanced on the market and its manufacturing processes are totally automated, the key to establishing its position as one of the largest producers in the world.

**La Escandella factory is the largest on-site production capacity worldwide, with 60.000 m<sup>2</sup> manufacturing facility.**





*Commitment to*  
**the environment**

# At La Escandella we care for the environment

## **SUSTAINABLE ENVIRONMENT IS OUR COMMITMENT**

The maintenance and protection of the environment is a constant commitment to **La Escandella**; these values are reflected in a co-generation plant that allows us to rationalize the use of energy, which in turn is also environmentally friendly.

By using lead-free ceramic mixtures, **La Escandella** gets its engobes to imitate nature, thereby showing a totally natural aging.

## **IMPROVEMENT OF OUR WATER MANAGEMENT: ZERO DUMPING OF INDUSTRIAL WASTE**

All the wastewater discharged in the industrial productive processes is recovered and treated through a sedimentation reservoir (sewage sludge).

## **CONTROL OF AIR EMISSIONS**

**La Escandella** monitors and evaluates the CO<sub>2</sub> emitted into the atmosphere, as per the Kyoto protocol rules. The company also conducts periodic checks of diffuse, channelized and noise emissions in compliance with the parameters of our IEA (Integrated Environmental Authorization).

Thanks to all this, we manage to produce high quality roof tiles in the line of the best architectural tradition while implementing cutting-edge technologies and having the strictest respect for the environment.


## **A NATURAL AND SUSTAINABLE PRODUCT**

Clay roof Tiles are a sustainable and energy-efficient choice for any construction project. That is why, at **La Escandella** we keep our commitment to the environment and the ecosystem by manufacturing products with raw materials that come from Mother Earth.

Unsurpassed durability. Unlike other materials, our clay roof tiles at **La Escandella** have a long life of over 100 years. They are natural products that do not require maintenance; therefore the use of chemical cleaners needed by other roofing products is not necessary.

## **LA ESCANDELLA CLAY ROOF TILES ARE 100% RECYCLABLE.**

The tiles that cannot be sold due to deficiencies in any part of the process are crushed and used in small percentages in the manufacturing of new tiles, which entails the recycling and reuse of products and makes the process totally organic.







# Unparalleled Quality



## We submit each item to rigorous and a daily quality control checks

### UNPARALLELED QUALITY

During the production process we submit each item to rigorous and daily quality control checks. This ensures that **La Escandella's** roof tiles comply with all strict national and international standards, and are guaranteed to carry out the purpose of its intended use.

**La Escandella** tiles have achieved the highest indexes in the values demanded by international standards for the quality control of fired clay roof tiles. Our international approvals include **European Standard** for Clay roof tiles **EN-1304**, and also **French Certification AFNOR**; **Australia's** (sea salt/coastal protection); **United States ICC-ES** (ASTM C-1167 Grade 1), **Miami-Dade's NOA** and **AENOR**.

Nowadays, **La Escandella** provides two types of guarantee that are defined by the product line and its manufacturing process:

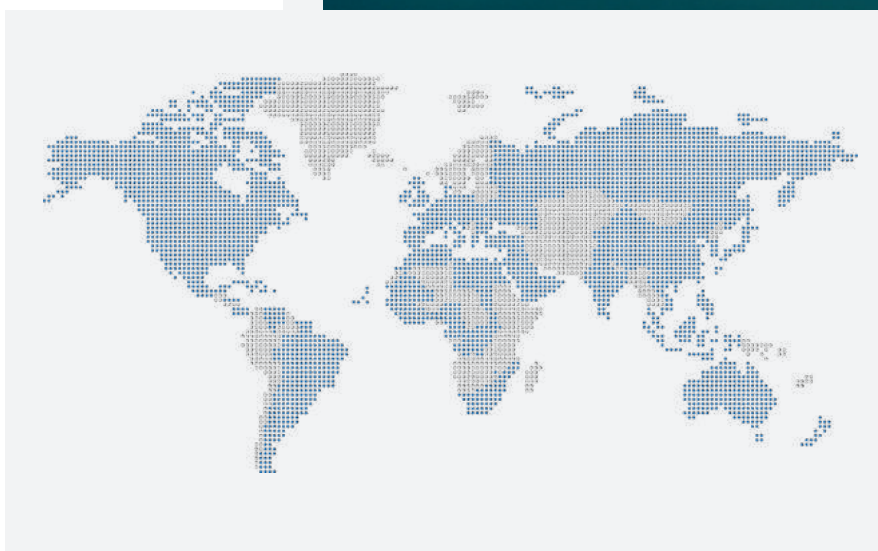
- **35 years warranty** to traditional tiles: Large Mixed, Small Mixed, Curved and Flat.
- **100 years warranty** to H-Selection tiles: Selectum, Visum3, Planum, Innova and Vienna.





“

# La Escandella **worldwide**





The Palm Island (Dubai-EAU)

**La Escandella** is present in over 80 countries spread over all continents. We are an entrepreneurial company that offers true quality, as our track record and international projects testify.

Today, **La Escandella** tile Works are featured in the most important and emblematic building projects worldwide that require high-quality roof tiles – the crown jewel of any building.


Among these, we would highlight the Europa Park (Germany), The Palm Island (Dubai, UAE) and Terra Mítica in Spain.

**CLAY ROOF TILES**  
THAT MAKE A  
DIFFERENCE

# INTEGRATED

## *Photovoltaic Solutions*

ENERGY EFFICIENT  
ROOFS



PLANUM

*Photovoltaic Solar System*

ELEGANCE AND ENERGETIC  
EFFICIENCY ON YOUR ROOF.





***Reduce your  
energy costs.***

No more suffering from increases in electricity costs. More self-consumption is less reliance on the electricity grid.



***Benefit from the  
grants.***

To support self-consumption, subsidies can be obtained.



***Take care of  
the planet.***

Join the eco-friendly era and act for the planet by reducing your CO<sub>2</sub> emissions daily.

## UNIVERSAL *Photovoltaic Solar System*

INTEGRATED SUSTAINABILITY  
SUITABLE FOR ALL  
CLAY ROOF TILES.



MORE INFO  
ON THE  
WEBSITE

# H-SELECTION

## *Roof tiles*

PERFECTION IS TO REACH THE TOP...  
AND WE HAVE ACCOMPLISHED



The obsession to create the ideal roof tile has always been present in the philosophy of **La Escandella**. As a result the H-Selection product line is born. Based on a cooking system with refractory H-shaped cassettes that help isolate each tile individually, without creases or contact points, this product line achieves an unprecedented level of finish for ceramic roofing solutions.

H-Selection is a Premium range within the extensive catalog of **La Escandella**, intended to satisfy our most demanding customers and their most exclusive projects. The finish, absorption, flatness, colors, shapes and finer textures of our products are their hallmarks.

At **La Escandella** perfection is a goal.



### ***Excellent flatness***

Individual curing of each tile thanks to support in H. Excellent flatness with no contact points.



### ***High definition on each piece***

It provides a perfect definition on each piece, made with gypsum moulds, providing a much finer texture.



### ***Low absorption***

Higher resistance to ice and mould formation.



### ***Lifetime warranty***

Our 100 years of warranty ensure your peace of mind and demonstrate the quality of our manufacturing process.



H-Selection is the result of applying modern manufacturing processes in H-Cassette to a selection of our products, endowing them with numerous functional and aesthetic advantages and benefits.





Slate Klinker Innova Roof Tile

# INNOVA

*Roof Tile*





## PERFECTION AT THE FOREFRONT OF DESIGN.

### STRENGTH, FLEXIBILITY AND LIGHTNESS


The INNOVA roof tile is a product that, due to the composition of the clay and its pressing process, allows superior strength and flexibility, while keeping a very light weight. A highly resistant tile, adaptable to any environment, a tile that facilitates creations and amazing colors on rooftops.

Our revolutionary plaster molds provide a perfect finish, a softer texture, with no contact points or creases. All of which, together with its top quality clay baked at high temperatures, produces less than 5% absorption. This results in greater resistance to frost and mildew. The side and overhead double interlocking achieves excellent sealing ensuring tightness.

### LAYING VERSATILITY

At **La Escandella**, we are aware that the best product without a good assembly is useless. Therefore our obsession also extends to the installation of our parts. Because of their customizable interlocking, our INNOVA tiles can be mounted in a straight pattern or in a cross pattern, depending on the requirements of each project. This increases the installation options and creates perspectives that would be impossible for other tiles.

With an 80 mm (3.15") longitudinal set (the largest in the market), and a 11.5 unit/sq. meter format, tile trimming is avoided thus reducing installation time and costs.



Galaxy Klinker Innova Roof Tile



# TILE

## INNOVA



## TECHNICAL CHARACTERISTICS

|                                 |  |
|---------------------------------|--|
| Dimensions*                     | <b>A</b> 460 mm / 18.11"   |
|                                 | <b>B</b> 255 mm / 10.04"   |
|                                 | <b>C</b> 30 mm / 1.18"   |
| Pieces per m <sup>2</sup> / sq. | 11.5 / 105   |
| Weight per piece                | 3.4 kg / 7.5 lbs   |
| Longitudinal fit**              | 396 mm (+5 mm; -75 mm) / 15.6" (+0.19"; -2.95")                        |
| Transversal fit**               | 214 mm (±1 mm) / 8.42" (±0.04")  |
| Units per pallet                | 216 / 288  |
| Weight per pallet               | 735 kg / 1,620.4 lbs (216 pieces) // 980 kg / 2,160.5 lbs (288 pieces) |
| Laying                          | Straight / Broken bond   |

\* The tile dimensions indicated in this chart, allow a tolerance of approximately ±2%.

\*\* Theoretic value: this should be re-calculated on site with the tiles that are to be used.



Valid for broken bond installation.



Slate Klinker Innova Roof Tile


# CERAMIC COLORS

RED KLINKER



TNRK

RUSTIC RED KLINKER



TNRRK

BROWN KLINKER




TNMK

GREY KLINKER



TNXX

SLATE KLINKER



TNPK

GALAXY KLINKER




TNYK

Colour variations within one batch, affecting the whole of that batch and produced specifically for aesthetic reasons, are permissible.

For tiles of one single colour, variations in color due to the ceramic process itself are accepted.

We advise not to mix tiles from different batches on the same roof section.

Galaxy finished is a metallic color that can have a diamond effect, like a brightness variation of each tile according to the sun exposure.







- 1 Slate Klinker Innova Roof Tile - Spain
- 2 Brown Klinker Innova Roof Tile - Swiss
- 3 Rustic Red Klinker Innova Roof Tile - France
- 4 Red Klinker Innova Roof Tile - France





Grey Klinker Planum Roof Tile

# PLANUM

## *Roof Tile*





Blackstone Klinker Planum Roof Tile

## TRADITIONAL ELEGANCE WITH A CUTTING-EDGE DESIGN.

### EFFECTIVENESS OF FORMS

Tradition made modern. The PLANUM roof tile combines traditional materials with the most innovative projects. Stylish and versatile, it has become a favorite of architects for its size, strength and lightness.

Always considering the installation and cost reduction, its design and size provide aesthetic and functional solutions hard to find with other tiles. All this, combined with an attractive color palette, makes the PLANUM roof tile one of the most requested tiles by professionals.

### PERFECT PERFORMANCE

Subject to the strictest aesthetic and functional parameters, its size brings many advantages both in design and installation. Its lightness and variable pitch involve in-situ benefits that are hard to beat.

Its interlocking system ensures excellent water tightness, and its drainage system on the left side helps drain the rain water away from the assembled joints, thus achieving an impressive safety and tightness.

# TILE

## PLANUM



### TECHNICAL CHARACTERISTICS

|                                 |  |
|---------------------------------|--|
| Dimensions*                     | <b>A</b> 441 mm / 17.36"   |
|                                 | <b>B</b> 278 mm / 10.94"   |
|                                 | <b>C</b> 32 mm / 1.26"   |
| Pieces per m <sup>2</sup> / sq. | 11 / 101   |
| Weight per piece                | 3.5 kg / 7.71 lbs  |
| Longitudinal fit**              | 370 mm (+6 mm; - 44 mm) / 14.57" (+0.24"; -1.7")                       |
| Transversal fit**               | 237 mm / 9.33"   |
| Units per pallet                | 240 / 320  |
| Weight per pallet               | 840 kg / 1.852 lbs (240 pieces) // 1.120 kg / 2.469,2 lbs (320 pieces) |
| Laying                          | Broken bond  |

\* The tile dimensions indicated in this chart, allow a tolerance of approximately ±2%.

\*\* Theoretic value: this should be re-calculated on site with the tiles that are to be used.






Red Klinker Planum Roof Tile

# CERAMIC COLORS

RED KLINKER




TIRK

JASPEE RED KLINKER



TIJK

RUSTIC RED KLINKER



TIRRK

BURGUNDY KLINKER



TIBUK

BROWN KLINKER



TIMK

PEPPER KLINKER




TICEK

GREY KLINKER



TIXK

SLATE KLINKER



TIPK

GALAXY KLINKER



TIYK

BLACKSTONE KLINKER



TIBSK

Colour variations within one batch, affecting the whole of that batch and produced specifically for aesthetic reasons, are permissible.

For tiles of one single colour, variations in color due to the ceramic process itself are accepted.

We advise not to mix tiles from different batches on the same roof section.

Galaxy finished is a metallic color that can have a diamond effect, like a brightness variation of each tile according to the sun exposure.







- 1 Burgundy Klinker Planum Roof Tile - India
- 2 Pepper Klinker Planum Roof Tile - Spain
- 3 Jaspee Red Klinker Planum Roof Tile - France
- 4 Slate Klinker Planum Roof Tile with Planum Photovoltaic Solar System - Spain







Slate Klinker Selectum Roof Tile

# SELECTUM

*Roof Tile*





Brown Klinker Selectum Roof Tile

## THE MOST ADVANCED TECHNOLOGY APPLIED TO A TRADITIONAL DESIGN.

### **FLEXILOCK**


Selectum is a traditional tile with klinker quality. It incorporates the FlexiLock system, which make the installation easier and guarantee a perfect fit for any roof. The number of tiles per square meter may vary from 11 to 14.

### **LOW PITCHES**

The exclusive design of Selectum, along with the advantages of a klinker quality tile, allow the installation even in very low pitches situations. Thanks to its innovative locking system, the most exposed area has 4 layers of protection.

# TILE

## SELECTUM



### Flexi Lock

11-14 Tiles/m<sup>2</sup>

Selectum is a traditional tile with klinker quality. It incorporates the FlexiLock system, which make the installation easier and guarantee a perfect fit for any roof. The number of tiles per square meter may vary from 11 to 14.

## TECHNICAL CHARACTERISTICS


|                                 |  |
|---------------------------------|--|
| Dimensions*                     | <b>A</b> 468 mm / 18.4"  |
|                                 | <b>B</b> 280 mm / 11"  |
|                                 | <b>C</b> 75 mm / 2.9"  |
| Pieces per m <sup>2</sup> / sq. | 11 - 14 / 116  |
| WEIGHT/unidad                   | 3.5 kg / 7.71 lbs  |
| Longitudinal fit**              | 348 - 383 mm / 13.7" - 15.07"  |
| Transversal fit**               | 206 - 231 mm / 8.11" - 9.1"  |
| Units per pallet                | 240 / 320  |
| Weight per pallet               | 840 kg / 1,852 lbs (240 pieces) // 1,120 kg / 2,469 lbs (320 pieces) |
| Laying                          | Straight bond  |

\* The tile dimensions indicated in this chart, allow a tolerance of approximately ±2%.

\*\* Theoretic value: this should be re-calculated on site with the tiles that are to be used.

\* Flexilock system offers vertical and lateral tolerance, which make the installation easier and guarantee a perfect fit for any roof. The number of tiles per square meter may vary from 11 (long. fit 383 and transv. fit 231) to 14 (long. fit 348 and transv. fit 206).





Provence Klinker Selectum Roof Tile

## CERAMIC COLORS

RED KLINKER



TSRK

RUSTIC RED KLINKER



TSRRK

PROVENCE KLINKER



TSPRK

GALIA KLINKER




TSVK

BROWN KLINKER



TSMK

SLATE KLINKER



TSPK

Colour variations within one batch, affecting the whole of that batch and produced specifically for aesthetic reasons, are permissible.

For tiles of one single colour, variations in color due to the ceramic process itself are accepted.

We advise not to mix tiles from different batches on the same roof section.







- 1 Rustic Red Klinker Selectum Roof Tile - Spain
- 2 Galia Klinker Selectum Roof Tile - France
- 3 Slate Klinker Selectum Roof Tile - India
- 4 Slate, Brown and Rustic Red Klinker Selectum Roof Tile - India







Slate Klinker Vienna Roof Tile

# VIENNA

*Roof Tile*





Brown Klinker Vienna Roof Tile

**PURE LINES AND COLORS THAT  
GIVE PERSONALITY TO THE MOST  
INNOVATIVE PROJECTS.**

### **AESTHETIC MINIMALISM**

In design there is a golden rule that says “less is more”. Based on this principle, with the VIENNA roof tile we managed to give our pieces a unique personality for the most cutting-edge projects. Thanks to its flatness and an elegant color palette, we have achieved a tile that combines strength, elegance, simplicity and harmony. For those projects where modernity and avant-garde are an added value, the VIENNA's large central groove provides character and homogeneity.

### **PERFECTION IN FINISHING**

Its greater resistance to frost and mildew, thanks to the high-temperature cooking process of individual pieces, makes the VIENNA roof tile a product geographically adaptable to any environment. Its manufacturing method in isolated plaster molds allows finer textures, without creases or juncture points, thus getting a more stylish finish.

### **GREAT FLATNESS**

Aware that a perfect tile requires a perfect installation at La Escandella, we have designed a broad 80 mm (3.15") longitudinal overlap (the largest in the market) and a double interlocking that avoids the breakage of parts, thus ensuring the water tightness of the roof. With a wide area of 11.5 units/sq. meter and a 6-unit packaging, we are able to achieve a considerable reduction in installation costs. The perfect flatness turns each piece into a work of art.

# TILE

## VIENNA



## TECHNICAL CHARACTERISTICS

|                                 |  |
|---------------------------------|--|
| Dimensions*                     | <b>A</b> 460 mm / 18.11"<br><b>B</b> 255 mm / 10.04"<br><b>C</b> 30 mm / 1.18" |
| Pieces per m <sup>2</sup> / sq. | 11.5 / 105   |
| Weight per piece                | 3.6 kg / 8 lbs   |
| Longitudinal fit**              | 396 mm (+5 mm; -75 mm) / 15.6" (+0.19"; -2.95")                                |
| Transversal fit**               | 214 mm (±1 mm) / 8.42" (±0.04")  |
| Units per pallet                | 216 / 288  |
| Weight per pallet               | 778 kg / 1,715.2 lbs (216 pieces) // 1.037 kg / 2,287 lbs (288 pieces)         |
| Laying                          | Straight bond  |

\*The Tile dimensions indicated in this chart, allow a tolerance of approximately ±2%.

\*\*Theoretic value: this should be re-calculated on site with the tiles that are to be used.






Slate Klinker Vienna Roof Tile


## CERAMIC COLORS

RED KLINKER




TVRK

RUSTIC RED KLINKER




TVRRK

BROWN KLINKER



TVMK

SLATE KLINKER



TVPK

GALAXY KLINKER



TVYK

Colour variations within one batch, affecting the whole of that batch and produced specifically for aesthetic reasons, are permissible.

For tiles of one single colour, variations in color due to the ceramic process itself are accepted.

We advise not to mix tiles from different batches on the same roof section.

Galaxy finished is a metallic color that can have a diamond effect, like a brightness variation of each tile according to the sun exposure.







- 1 Brown Klinker Vienna Roof Tile - India
- 2 Red Klinker Vienna Roof Tile - Spain
- 3 Slate Klinker Vienna Roof Tile - Albania
- 4 Galaxy Klinker Vienna Roof Tile - Spain







Slate Klinker Visum3 Roof Tile

**visum3**  
*Roof Tile*





## EXCLUSIVITY AND DESIGN IN ONE PIECE CREATING THE VISUAL EFFECT OF THREE.

### THREE IN ONE

Visum3, an exclusive roof tile, patented worldwide, which thanks to its unique design, creates in one piece the visual effect of three. A revolutionary concept that, once it is installed, gets the aesthetics and elegance of a traditional flat roof. A perfect finish ensures a complete roofing system, which —supplemented by a wide range of accessories— meets the needs of any project. Not only is it an exclusive tile, it is a revolutionary roofing system.

### UNIQUE AND EXCLUSIVE DESIGN

Despite being a single piece, Visum3, offers a variety of tones for the apparent triple tile, in a way that all of them are different from each other which helps creating impressive color creations. Its rich finish gives a dramatic and elegant look to the roof.

### SPEED AND ECONOMY


With Visum3, installation costs are dramatically reduced, since only 11.5 tiles/sq. meter are required, getting the appearance of a small tile with the assembling speed of a large piece. A flexible tile, visually striking and which noticeably reduces installation costs.



Old England Klinker Visum3 Roof Tile

# TILE

## VISUM3



## TECHNICAL CHARACTERISTICS

|                                |  |
|--------------------------------|--|
| Dimensions*                    | <b>A</b> 280 mm / 11"  |
|                                | <b>B</b> 471 mm / 18.54"   |
|                                | <b>C</b> 35 mm / 1.38"   |
| Pieces per m <sup>2</sup> /sq. | 11.5 / 106.7   |
| Weight per piece               | 3.6 kg / 7.9 lbs   |
| Longitudinal fit**             | 187 mm (+4 mm; -10 mm) / 7.36" (+0.16" ; -0.39")                         |
| Transversal fit**              | 435 mm (±1 mm) / 17.12" (± 0.04")  |
| Units per pallet               | 216 / 288  |
| Weight per pallet              | 778 kg / 1,715.2 lbs (216 pieces) // 1,037 kg / 2,286.2 lbs (288 pieces) |
| Laying                         | Cross bond   |

\* The tile dimensions indicated in this chart, allow a tolerance of approximately ±2%.

\*\* Theoretic value: this should be re-calculated on site with the tiles that are to be used.





Rustic Red Klinker Visum3 Roof Tile


## CERAMIC COLORS

OLD ENGLAND KLINKER



TWVIK

RUSTIC RED KLINKER



TWRRK

RUSSET KLINKER



TWRUK

IDELLA GREY KLINKER



TWGIK

VERMONT GREY KLINKER



TWGVK

SLATE KLINKER



TWPK

Colour variations within one batch, affecting the whole of that batch and produced specifically for aesthetic reasons, are permissible.

For tiles of one single colour, variations in color due to the ceramic process itself are accepted.

We advise not to mix tiles from different batches on the same roof section.







- 1 Old England Klinker Roof Tile - France
- 2 Grey Idella Klinker Roof Tile- India
- 3 Vermont Grey Klinker Roof Tile - Spain
- 4 Russet Klinker Roof Tile - India





# ACCESSORIES



MORE INFO  
ON THE  
WEBSITE



## HALF TILE

Q85\*K



Planum  
half roof  
tile klinker

Q100\*K



Visum 3  
right half  
roof tile  
klinker

Q102\*K



Visum 3  
left half  
roof tile  
klinker

Q119\*K



Innova half  
roof tile  
klinker

Q130\*K



Selectum  
half roof  
tile klinker

## SIDE COURSES

Q89\*K



Planum  
left side  
course  
/ Rake  
klinker

Q99\*K



Visum3  
right side  
course  
klinker

Q101\*K



Visum3  
left side  
course  
klinker

Q115\*K



Innova/  
Vienna  
left side  
course  
klinker

Q133\*K



Selectum  
left side  
course  
klinker

Q88\*K



right

Q107\*K



Visum3  
eave right  
side course  
klinker

Q116\*K



right

Q134\*K



right

Q05\*K



End cap /  
Straight  
gable end  
klinker

Q83\*K



End cap  
round ridge  
klinker

Q92\*K



Pyramid  
end cap  
klinker

Q124\*K



Angular  
end cap  
klinker

Q147\*K



End cap  
45°  
klinker

## END-CAP

Q86\*K



Planum  
ventilation  
roof tile  
klinker

Q96\*K



Visum3  
ventilation  
roof tile  
klinker

Q117\*K



Innova/  
Vienna  
ventilation  
roof tile  
klinker

Q131\*K



Selectum  
ventilation  
roof tile  
klinker

## VENTILATION

Q08\*K



Wedge  
klinker

Q136\*K



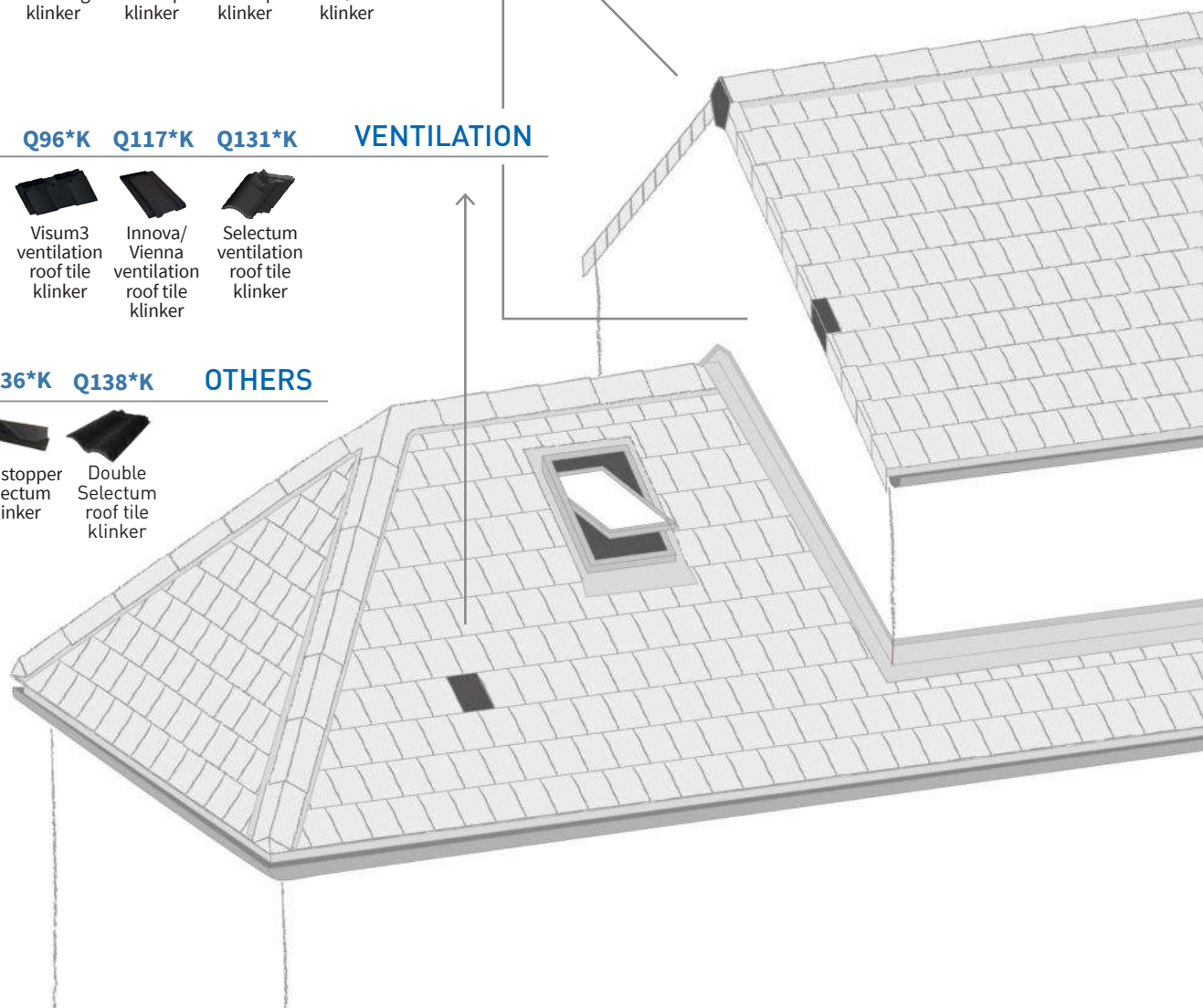
Bird stopper  
Selectum  
klinker

Q138\*K



Double  
Selectum  
roof tile  
klinker

## OTHERS





## RIDGE ENDS

Q03\*K

Q04\*K

Q109\*K

Q122\*K



Ridge end /  
Hip starter  
klinker



Round  
ridge end /  
Hip starter  
klinker



Atica 120°  
hip / end  
ridge  
klinker



Angular  
hip / end  
ridge  
klinker

## RIDGES AND WEDGES

Q01\*K

Q02\*K

Q90\*K

Q110\*K

Q120\*K

Q145\*K



Ridge /  
Hip klinker



Round  
ridge /  
Hip klinker



Atica  
ridge 120°  
klinker



Atica  
collar ridge  
klinker



Angular  
ridge  
klinker



Ridge  
45° klinker<sup>\*</sup>

## JOINS

Q44\*K

Q45\*K

Q55\*K

Q111\*K

Q123\*K

Q146\*K



Round 3  
way ridge  
klinker



Round 4  
way ridge  
klinker



Round 3  
way ridge  
klinker  
(1 male -  
2 females)



Atica 120°  
3 way ridge  
klinker



Angular 3  
way ridge  
klinker



45°  
3 way ridge  
klinker

## CHIMNEYS\*

Q97\*K

Q77\*K

Q121\*K

Q135\*K



Visum3  
chimney /  
roof tile /  
Pipe tile  
klinker



Planum  
Chimney  
klinker



Innova-  
Vienna  
Chimney  
klinker



Chimney  
cover  
Selectum  
klinker

Q87\*K

Q118\*K

Q132\*K



Planum  
chimney  
roof tile  
klinker



Innova/  
Vienna  
chimney  
roof tile  
klinker



Chimney  
support  
Selectum  
klinker

To avoid breaking of the roof tiles and accessories  
It's necessary pierce the pre-hole with a screw  
stroke (ø max. 4mm / 0.16"). Except Q90\*K and  
Q110\*K ø max. 3,5mm/ 0.14"), before stick or drill  
the piece directly.

\*1 As wedge must be used Q120\*K.

\*2 For chimney supports to be more effective, parts  
must be as close as possible to the ridge line.



Grey Klinker Selectum Roof Tile

## *Glazed and Special Colors Roof Tiles*



Satin White Klinker Visum3 Roof Tile

**THIS FINISH, AVAILABLE FOR ALL THE TILE FORMATS, HAS A LOW MAINTENANCE AND A BEAUTIFUL RANGE OF COLORS.**

#### **AN ANCIENT TRADITION**

The glazed process allows to give new advantages to the products. The texture of the glazed tile is even smoother and the color is long lasting as its glazed surface protects it from moisture and future propagation of fungi and blackening. This process decorates the tile but also decreases the ventilation property as the surface layer of polish prevents the entry and exit of water. So from **La Escandella** we recommend to take care of the ventilation of the roof and the low tile and especially with glazed tiles. In **La Escandella**, plumb-free polishes are applied to respect the environment.

#### **EXCLUSIVE CHROMATIC RANGE**

H-Selection tiles are available in many ad hoc glazed colors with very competitive prices due to a new production system as the cooking in unit holder H-cassette.





Dark Blue Klinker Selectum Roof Tile

## GLAZED H-SELECTION TILES UPON REQUEST

LIGHT BLUE KLINKER




DARK BLUE KLINKER



LIGHT GREEN KLINKER



DARK GREEN KLINKER



CARMINE KLINKER



RUSTIC COGNAC KLINKER



COGNAC KLINKER



BLACK KLINKER





Basalt Klinker Planum Roof Tile


# SPECIAL COLORS UPON REQUEST

SATIN WHITE KLINKER




T\*EB

PAJA KLINKER




T\*AAK

ALTEA KLINKER



T\*EAK

PEPPER KLINKER




TNCEK

SATIN RED KLINKER



T\*RSK

GOLD KLINKER



T\*GO

DIAMOND KLINKER



T\*DDK

SATIN BROWN KLINKER



T\*MSK

BASALT KLINKER



T\*BAK

COCOA KLINKER



T\*COK

Colour variations within one batch, affecting the whole of that batch and produced specifically for aesthetic reasons, are permissible.

For tiles of one single colour, variations in color due to the ceramic process itself are accepted.

We advise not to mix tiles from different batches on the same roof section.



# MEDITERRANEAN

## *Roof tiles*

THE COLORS OF THE MEDITERRANEAN SEA  
MERGE WITH THE CURVES OF HISTORY.



### TRADITION AND FRESHNESS

In the extensive catalog of La Escandella, we pay special attention to the symbiosis between tradition and modernity. That is why the classicism of the curved tiles is always present in our collections. Roofing tiles that recall the golden age of the Italian Renaissance, the exoticism of Arab reminiscences, the flavor of the Spanish Mediterranean, or the charm of the Greek coast.

### CHROMATICISM AND VERSATILITY

The wide color range, inspired by the most diverse cultures and a variety of finishes, makes a product line characterized by its durability. Designs in different sizes to suit any project, always bringing a touch of elegance which blends the old flavor with modernity.





Classicism and avant-garde join in a new concept of traditional La Escandella tiles.



### ***Facility of assembly***

The double side and upper interlocking, allows the roof to be extremely watertight, ensuring its impermeability. While, the regular and elegant curvature of the curved tile allow a perfect fit, tile upon tile and better handling.



### ***High water impermeability***

A selection of quality clays together with high temperature cooking/baking grant the tile very low water absorption.



### ***Great versatility***

For both the rehabilitation of emblematic buildings as for the newer buildings, mediterranean tiles offer a high quality finish and fine touch.



### ***Wide range of colours***

Wide range of colors and complements to satisfy all professionals' needs and preferences; suitable to all type of roofs (new and aged ones).



Lucentum Curved Roof Tile

# CURVED

*Roof Tile*



Hispania Curved Roof Tile

## RENEWED CLASSICISM. THIS TIMELESS TILE FOR ANY PERIOD AND STYLE

### A TIMELESS PIECE

From ancient Greece to the present day, the curved tile has been the most widely used roofing tile throughout the Mediterranean. It is still being used today in new-house building for its beauty, simplicity and charm. A must in restoration and rehabilitation projects where time is an added value.

### AVAILABLE IN FIVE DIFFERENT SIZES


In five sizes and a large number of finishes, both in white and red clay, these tiles ensure a wide range of possibilities in projects seeking the taste for tradition without losing reliability, and adapting to the most diverse historic environments.

- Curved / Mission Barrel roof tile 40
- Curved / Mission Barrel roof tile 4
- Curved / Mission Barrel roof tile 45
- Curved / Mission Barrel roof tile 50 / Teton Roof Tile



# TILE

## CURVED



## TECHNICAL CHARACTERISTICS

|                               | T5                         | T45                      | T4                       | T40                      | TT5                      |
|-------------------------------|----------------------------|--------------------------|--------------------------|--------------------------|--------------------------|
| Dimensions*                   | <b>A</b> 500 mm / 19.68"   | <b>A</b> 450 mm / 17.71" | <b>A</b> 400 mm / 15.75" | <b>A</b> 400 mm / 15.75" | <b>A</b> 495 mm / 19.49" |
|                               | <b>B</b> 220 mm / 8.66"    | <b>B</b> 205 mm / 8.1"   | <b>B</b> 182 mm / 7.16"  | <b>B</b> 160 mm / 5.9"   | <b>B</b> 210 mm / 8.27"  |
|                               | <b>C</b> 163 mm / 6.42"    | <b>C</b> 160 mm / 6.3"   | <b>C</b> 127 mm / 5"     | <b>C</b> 112 mm / 4.33"  | <b>C</b> 156 mm / 6.14"  |
| Pieces per m <sup>2</sup> /sq | Depending on overlapping** | 22.7                     | 28 / 301                 | 34                       | 9 / 83                   |
| Pieces per lm.                | 2.4                        | 2.7                      | 3                        | 4                        | 2.4                      |
| Weight per piece              | 2.55 kg / 5.62 lbs         | 2 kg / 4.4 lbs           | 1.6 kg / 3.53 lbs        | 1.25 kg / 2.75 lbs       | 2.8 kg / 6.17 lbs        |
| Units per pallet              | 275                        | 300                      | 660                      | 840                      | 175                      |
| Weight per pallet             | 701 kg<br>1,545.4 lbs      | 600 kg<br>1,322.8 lbs    | 1,056 kg<br>2,328.1 lbs  | 1,050 kg<br>2,314.9 lbs  | 490 kg<br>1,080.3 lbs    |

\* The Tile dimensions indicated in this chart, allow a tolerance of approximately  $\pm 2\%$ .

\*\* Depending on overlapping: 70 mm / 2.75" [18 pieces / m<sup>2</sup>]; 100 mm / 3.93" [18,9 pieces / m<sup>2</sup>]; 150 mm / 5.9" [20 pieces / m<sup>2</sup>].



\*1 Valid for T5

\*2 Valid for T4 and T5 with red clay



Galia Curved Roof Tile

# CERAMIC COLORS

RED



JASPEE RED



HISPANIA




AITANA



LUCENTUM



TOSSAL



GALIA



MILENIUM



PAJA\*



FLAMED PAJA\*



CASTELL



BROWN



Colour variations within one batch, affecting the whole of that batch and produced specifically for aesthetic reasons, are permissible.  
For tiles of one single colour, variations in color due to the ceramic process itself are accepted.  
\* White clay.





1



2




3





- 1 Hispania Curved Roof Tile - Australia
- 2 Milenium Curved Roof Tile - France
- 3 Aitana Curved Roof Tile - France
- 4 Red Curved Roof Tile - Australia





Bottle Green Curved Roof Tile

# *Glazed* CURVED ROOF TILE





Carmine Curved Roof Tile

TRANSPARENT RED




ET\*T

HONEY




ET\*M

COGNAC



ET\*C

CARMINE




ET\*G

TRANSPARENT HISPANIA




ET\*H

OLIVE GREEN



ET\*V

BOTTLE GREEN



ET\*O

BLUE



ET\*Z

COBALT BLUE




ET\*A

WHITE



ET\*B


BLACK



ET\*N

Colour variations within one batch, affecting the whole of that batch and produced specifically for aesthetic reasons, are permissible. For tiles of one single colour, variations in color due to the ceramic process itself are accepted.





Galia Mixed Roof Tile

# MIXED

*Roof Tile*



Aitana Mixed Roof Tile

**A ROOFTOP THAT INTEGRATES  
TO ANY ENVIRONMENT WITH THE  
SHAPES AND TEXTURES OF THE  
ARAB TILES.**

#### **MIXED DOUBLE CURVE TILE**

Inspired by the beauty of the Arab roofs, this tile combines pan and cover while playing with design and functionality, allowing for a quick and easy laying on any project.

A large number of finishes allow new works to be integrated into historic environments blending with the landscape to perfection, thanks to their artificially-aged engobes.

#### **AVAILABLE IN TWO SIZES**

Made in two formats and with a large number of ceramic accessories that perfectly complement the roof, it makes time be in its favor because its durability is guaranteed in any type of facility works.

# TILE

## MIXED



## TECHNICAL CHARACTERISTICS

### LARGE

|                                 |  |
|---------------------------------|--|
| Dimensions*                     | <b>A</b> 470 mm <b>B</b> 286 mm <b>C</b> 75 mm / <b>A</b> 18.5" <b>B</b> 11.26" <b>C</b> 2.95" |
| Pieces per m <sup>2</sup> / sq. | 10.5 / 97  |
| Weight per piece                | 3.85 kg / 8.49 lbs   |
| Longitudinal fit**              | 396 mm (+7 mm; -4 mm) / 15.6" (+0.27"; -0.16")   |
| Transversal fit**               | 230 mm (±3 mm) / 9.05" (±0.11")  |
| Units per pallet                | 180 / 240  |
| Weight per pallet               | 693 kg / 1,527.8 lbs (180 pieces) // 924 kg / 2,037.1 lbs (240 pieces)                         |

### SMALL

|                                 |   |
|---------------------------------|---|
| Dimensions*                     | <b>A</b> 441 mm <b>B</b> 263 mm <b>C</b> 73 mm / <b>A</b> 17.36" <b>B</b> 10.35" <b>C</b> 2.87" |
| Pieces per m <sup>2</sup> / sq. | 12.5 / 116  |
| Weight per piece                | 3.4 kg / 7.49 lbs   |
| Longitudinal fit**              | 370 mm (±5 mm) / 14.56" (±0.19")  |
| Transversal fit**               | 203 mm (±4 mm) / 8" (±0.16")  |
| Units per pallet                | 210 / 280   |
| Weight per pallet               | 714 kg / 1,574.1 lbs (210 pieces) // 952 kg / 2,098.8 lbs (280 pieces)                          |

\* The Tile dimensions indicated in this chart, allow a tolerance of approximately ±2%.  
 \*\* Theoretic value: this should be re-calculated on site with the tiles that are to be used.




\*1 Only for Mixed "S" Large roof tile




# CERAMIC COLORS

RED




TGR / TPR

JASPEE RED



TGJ / TPJ

MEDITERRANEA




TGME

BOURGOGNE




TGB0

PAJA



TGP / TPP

FLAMED PAJA




TGE / TPE

TOSSAL



TGO

GALIA



TGV / TPV

HISPANIA



TGH / TPH

MAIGMO



TGG

CASTELL




TGCS

MILENIUM




TGMI

LUCENTUM




TGL

AITANA



TGI

BROWN




TGM / TPM

SLATE



TGPN

Colour variations within one batch, affecting the whole of that batch and produced specifically for aesthetic reasons, are permissible.  
For tiles of one single colour, variations in color due to the ceramic process itself are accepted.








- 1 Red Mixed Roof Tile with Universal Photovoltaic Solar System - Spain
- 2 Tossal Mixed Roof Tile - Spain
- 3 Castell Mixed Roof Tile - France
- 4 Brown Mixed Roof Tile - Spain







Jaspee Red Flat Roof Tile

# FLAT

*Roof Tile*



Red Flat Roof Tile

## **VERSATILITY AND SIMPLICITY, SUITABLE FOR ANY PROJECT.**

### **A MOSAIC OF ROOF TILES**

A durable, sturdy, reliable and elegant tile. With a flat composition and curvatures on the surface, it can be adapted to all types of projects seeking the reliability of a durable tile with an elegant taste for the classic.

### **VERSATILE AND SIMPLE ROOF TILE TO INSTALL**

The flat roof tile can be installed both in straight or broken bond. Being large tiles, materials and installation costs are significantly reduced, allowing quicker jobs with lasting and elegant results.



# TILE

## FLAT



## TECHNICAL CHARACTERISTICS

|                                 |  |
|---------------------------------|--|
| Dimensions*                     | <b>A</b> 466 mm / 18.35"   |
|                                 | <b>B</b> 260 mm / 10.24"   |
|                                 | <b>C</b> 55 mm / 2.16"   |
| Pieces per m <sup>2</sup> / sq. | 11 / 101   |
| Weight per piece                | 3.6 kg / 7.93 lbs  |
| Longitudinal fit**              | 403 mm (±5 mm) / 15.86" (±0.19")                                       |
| Transversal fit**               | 225 mm (±1 mm) / 8.85" (±0.04")  |
| Units per pallet                | 180 / 240  |
| Weight per pallet               | 648 kg / 1,428.6 lbs (180 pieces) // 864 kg / 1,904.8 lbs (240 pieces) |
| Laying                          | Straight / Broken bond   |

\*The Tile dimensions indicated in this chart, allow a tolerance of approximately ±2%.

\*\*Theoretic value: this should be re-calculated on site with the tiles that are to be used.



According to European standard



Test of frost resistance



Impermeability



Flexural strength test



Geometric characteristics









Red Flat Roof Tile

## CERAMIC COLORS

### RED



### JASPEE RED



Colour variations within one batch, affecting the whole of that batch and produced specifically for aesthetic reasons, are permissible.  
For tiles of one single colour, variations in color due to the ceramic process itself are accepted.







- 1 Red Flat Roof Tile - Spain
- 2 Jaspee Red Flat Roof Tile - Australia
- 3 Red Flat Roof Tile - Irak
- 4 Jaspee Red Flat Roof Tile - Spain





# ACCESSOIRES



**Q47 - Q48   Q49   Q24 - Q25   Q46   Q66**



Chimney support Mixed roof tile   Chimney support Large Mixed roof tile   Chimney support Mixed roof tile   Chimney support Flat roof tile   Chimney support Curved 50 roof tile

## CHIMNEYS\*


\* For chimney supports to be most effective, parts must be as close as possible to the ridge line.

**Q50   Q53   Q61   Q26   Q54**




Chimney / pipe cover   Chimney / pipe cover   Chimney / pipe cover   Chimney / pipe cover   Chimney / pipe cover

**Q19 - Q20   Q21   Q22   Q23   VENTILATION**



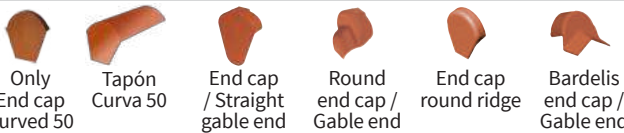
Mixed "S" ventilation roof tile   Flat ventilation roof tile   Ventilation tile Curved 40 Mission   Ventilation tile Curved 50 Mission

**Q52   Q08   Q70   Q71   Q35 - Q36   Q37-Q38   Q56   UNDER RIDGE**



Wedge Curved 40 Mission   Wedge   Large under ridge tile   Large double under ridge tile   2/3 Under ridge tile   2/3 Doble large under ridge tile   2/3 Large mixed "S" roof tile

**Q58   Q68   Q05   Q06   Q83   Q64   END-CAP**



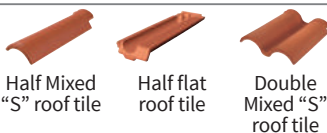
Only End cap Curved 50   Tapón Curva 50   End cap / Straight gable end   Round end cap / Gable end   End cap round ridge   Bardelis end cap / Gable end

**Q67   Q31   Q32   Q80   Q81   EAVES**



Eave Curved Roof Tile 40x15   Channel / Pan curved eave tile   Ridge/ Cover curved eave tile   Ridge/ Cover eave with same slope   Channel / Pan eave with same slope

**Q16-Q17   Q18   Q33-Q34   HALF TILE**



Half Mixed "S" roof tile   Half flat roof tile   Double Mixed "S" roof tile

## JOINS

Q07



3 way ridge  
(same  
slope)

Q42



3 way ridge  
female  
with slope

Q60



3 Way ridge  
with slope

Q30



4 way ridge

Q44



Round 3  
way ridge

Q45



Round 4  
way ridge

Q55



Round 3  
way ridge  
female

## RIDGES

Q01



Ridge /  
Hip

Q02



Round  
ridge / Hip

Q65



Two way  
female  
ridge

Q82



Two way  
male ridge

## RIDGE ENDS

Q03



Ridge end /  
Hip starter

Q04



Round  
ridge end /  
Hip starter

Q69



Ridge end  
Curved 50  
Mission

## SIDE COURSES

Q09



Universal  
side course  
/ Rake

Q10



Straight left  
side course  
/ Rake

Q12



Round left  
side course  
/ Rake

Q62



Bardelis left  
side course  
/ Rake

Q14



Left side  
course for  
flat roof tile

Q11



right side

Q13



right side

Q63



right side

Q15



right side

## DECORATIONS

Q57



Acorn

Q28



Small piruli

Q29



Large piruli

Q39 - Q40



Mixed "S"  
glass tile /  
skylight

Q41



Glass flat  
roof tile /  
skylight

Q72



Bird stopper

To avoid breaking of the roof tiles and accessories  
It's necessary pierce the pre-hole with a screw  
stroke (ø max. 4mm / 0.16"), before stick or drill the  
piece directly.

# ROOF TILES

## Colors

### H-SELECTION

|              | INNOVA | PLANUM | SELECTUM | VIENNA | VISUM3 |
|--------------|--------|--------|----------|--------|--------|
| Blackstone   |        | •      |          |        |        |
| Brown        | •      | •      | •        | •      |        |
| Burgundy     |        | •      |          |        |        |
| Pepper       | •      | •      |          |        |        |
| Galaxy       | •      | •      |          | •      |        |
| Galia        |        |        | •        |        |        |
| Grey         |        | •      |          |        |        |
| Idella Grey  |        |        |          |        | •      |
| Jaspee Red   |        | •      |          |        |        |
| Old England  |        |        |          |        | •      |
| Pepper       |        | •      |          |        |        |
| Provence     |        |        | •        |        |        |
| Red          | •      | •      | •        | •      |        |
| Rustic Red   | •      | •      | •        | •      | •      |
| Russet       |        |        |          |        | •      |
| Slate        | •      | •      | •        | •      | •      |
| Vermont Grey |        |        |          |        | •      |

|               |   |   |   |   |   |
|---------------|---|---|---|---|---|
| Altea         | • | • | • | • | • |
| Basalt        | • | • | • | • | • |
| Black         | • | • | • | • | • |
| Carmine       | • | • | • | • | • |
| Cocoa         | • | • | • | • | • |
| Cognac        | • | • | • | • | • |
| Dark Blue     | • | • | • | • | • |
| Dark Green    | • | • | • | • | • |
| Diamond       | • | • | • | • | • |
| Galia         | • |   |   |   |   |
| Gold          | • | • | • | • | • |
| Grey          |   |   | • | • |   |
| Light Blue    | • | • | • | • | • |
| Light Green   | • | • | • | • | • |
| Paja          | • | • | • | • | • |
| Pepper        | • |   |   | • |   |
| Rustic Cognac | • | • | • | • | • |
| Satin Brown   | • | • | • | • | • |
| Satin Red     | • | • | • | • | • |
| Satin White   | • | • | • | • | • |

GLAZED AND SPECIAL COLORS ROOF TILES  
UPON REQUEST



MEDITERRANEAN

|                  | CURVED |     |    |     |     | MIXED |       | FLAT |
|------------------|--------|-----|----|-----|-----|-------|-------|------|
|                  | T5     | T45 | T4 | T40 | TT5 | LARGE | SMALL |      |
| Aitana           | •      |     | •  |     |     | •     |       |      |
| Borgogne         |        |     |    |     |     | •     |       |      |
| Brown            | •      |     | •  | •   |     | •     | •     |      |
| Castell          | •      |     | •  |     |     | •     |       |      |
| Flamed Paja      | •      |     | •  |     |     | •     | •     |      |
| Galia            | •      |     |    | •   |     | •     | •     |      |
| Hispania         | •      |     |    | •   | •   | •     | •     |      |
| Jaspee Red       | •      |     |    |     | •   | •     | •     | •    |
| Lucentum         | •      |     | •  |     |     | •     |       |      |
| Maigmo           |        |     |    |     |     | •     |       |      |
| Mediterranea     |        |     |    |     |     | •     |       |      |
| Milenium         | •      |     |    |     |     | •     |       |      |
| Paja             | •      |     | •  |     |     | •     | •     |      |
| Red              | •      | •   | •  | •   | •   | •     | •     | •    |
| Slate            |        |     |    |     |     | •     |       |      |
| Tossal           | •      |     |    |     |     | •     |       |      |
| Blue             | •      | •   | •  | •   |     |       |       |      |
| Black            | •      | •   | •  | •   |     |       |       |      |
| Bottle Green     | •      | •   | •  | •   |     |       |       |      |
| Carmine          | •      | •   | •  | •   |     |       |       |      |
| Cobalt Blue      | •      | •   | •  | •   |     |       |       |      |
| Cognac           | •      | •   | •  | •   |     |       |       |      |
| Honey            | •      | •   | •  | •   |     |       |       |      |
| Olive Green      | •      | •   | •  | •   |     |       |       |      |
| Transp. Hispania | •      | •   | •  | •   |     |       |       |      |
| Transp. Red      | •      | •   | •  | •   |     |       |       |      |
| White            | •      | •   | •  | •   |     |       |       |      |

GLAZED AND ROOF TILES

# *Roof accessories for* **VENTILATED ROOFS**

INTEGRATED SUSTAINABLE SOLUTIONS  
AND ENERGY EFFICIENCY



Advanced solutions adapted to the type of tile we use (Traditional 35 years warranty: Curved, Mixed and Flat or H-Selection 100 years warranty: Visum3, Planum, Selectum, Vienna and Innova) with which we get a constant and fluid ventilation of our roof and reduce heat and humidity in our homes, effectively insulating and waterproofing our homes. In addition, the execution in this type of roofs is cleaner and more accurate, since all the parts that compose the cover must fit together. To do this, it's necessary to make a correct rethink, knowing perfectly the solutions of all the singular points.



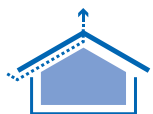
*Waterproofing*



*Ice resistance*



*Avoids condensation*



*Roof ventilation*



*Thermal insulation*



*Energy efficiency*



## WATERPROOFING SYSTEMS

Thermal insulation plays an important role in the hydrothermal behavior of the cover. Through these breathable membrane, water vapour is diffused to the outside while preventing the penetration of water inside, in the event of any failure in the protection coverage.



## LAYING SYSTEMS

In ventilated roofs, the tiles are installed on a network of wood or metallic battens. The fixation of the tiles and the accessoires, is carried out using hooks or clips.



## EAVES SYSTEMS

Eaves line must allow air to enter and, in turn, be protected against the entry of birds, insects, rodents or similar. To do this, it is necessary to place gratings and combs that, allow the passage of air, allowing microventilation.



## RIDGES SYSTEMS

Dry fixing the ridge line allows microventilation at high level to work in tandem with eaves level ventilation to create a natural passage of air to remove condensation build up behind the tiles. Metal fixing clips create a firm hold on the ridge tiles for extreme weather



## VALLEYS SYSTEMS

Is the area of the roof that receives more water, being a critical point in terms of watertightness. Improper execution of the valleys can lead to the appearance of cracks, areas at risk of frost.



DOWNLOAD  
CATALOGUE



MORE INFO  
ON THE  
WEBSITE



## FLASHINGS AND COLLARS SYSTEMS

In the case of chimneys, ventilation ducts or skylights, vertical encounters must be impervious and prevent water filtration. For this, Flex-Alu connection systems and metallic counterflashing are used which, thanks to their adaptability to the curvature of the tiles, ensure the tightness of the unique encounters.





# *More* CERAMIC PRODUCTS

WE THINK ABOUT YOUR NEEDS AND  
THEY BECOME OUR GOAL.




At **La Escandella**, in addition to unique tiles, we also make every effort to supply other quality ceramic pieces for your projects. Ornamental inserts, clay window sills, handrails and decorative lattice window for your walls and railings. We adapt the traditional Mediterranean design to current needs.

A whole range of products that are decorative and functional made of clay, like our wine racks designed for the natural conservation of wines.






***Terracotta products***



***Ceramic pavements***



***Hollow Bricks***



***Ceiling Ceramics***



***Solids – Face bricks***



***Firebricks***



***Stones***



MORE INFO  
ON THE  
WEBSITE





## FAROL HOUSE PROJECT

### LIGHTS AND SHADOWS GAME

Ceramic provides an additional degree of privacy to the upper floor without renouncing light. Its execution through racks hung from the edges of the slabs dematerializes its presence from the inside, where horizontal light cracks at the point of contact between the upper and lower plane evidence the desire of the ceramic to float, to levitate, in the game proposed by the light.




MORE  
INFO



# VERTICALROOF

VERTICAL SOLUTIONS  
ENERGY EFFICIENT



**MORE THAN A ROOF, AN ENVELOPE.**





**visum3**



### ***Optimal conservation***

The double protection of the wall, support and coating eliminate moisture and filtration problems.



### ***Aesthetics***

Improves the exterior aesthetics of the building, achieving contemporary designs.



### ***Versatile***

Quick laying for new works or upgrades.



### ***Better thermal and acoustic insulation***

With the air chamber energy savings are achieved in heating and air conditioning.



### ***Integration***

Provides a fully concealed fixing system, side and top lace.





**La Escandella**  
ROOFING THE WORLD

[www.laescandella.com](http://www.laescandella.com)

C/ Bélgica 1  
Pol. Ind. La Escandella  
03698 AGOST (Alicante) **SPAIN**  
Tel. +34 965 691 788 · Fax +34 965 691 692  
[info@laescandella.com](mailto:info@laescandella.com)

September 2022